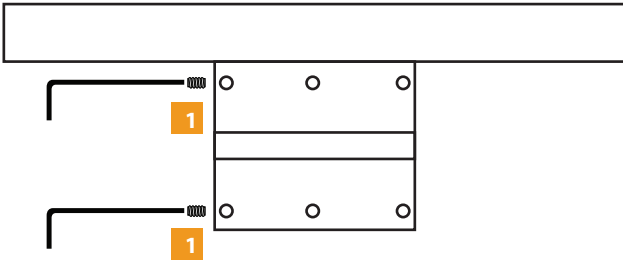
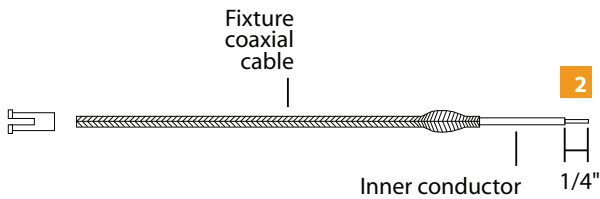


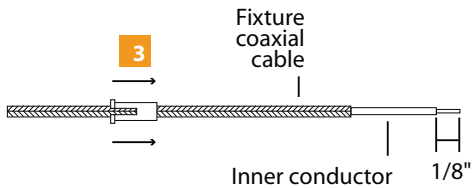
**1** Loosen Set Screws with allen wrench.



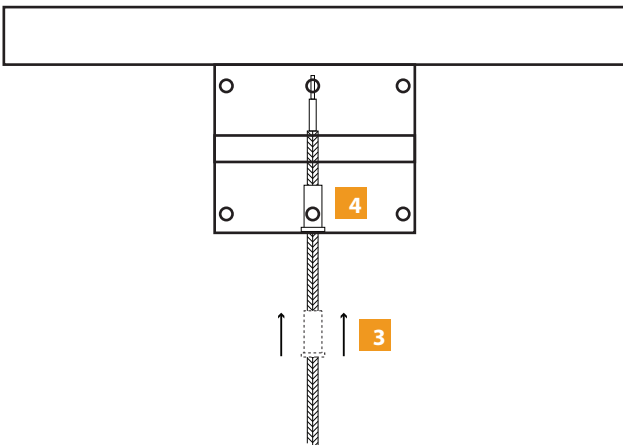
**2** Strip 1/4" from end of the inner wire.



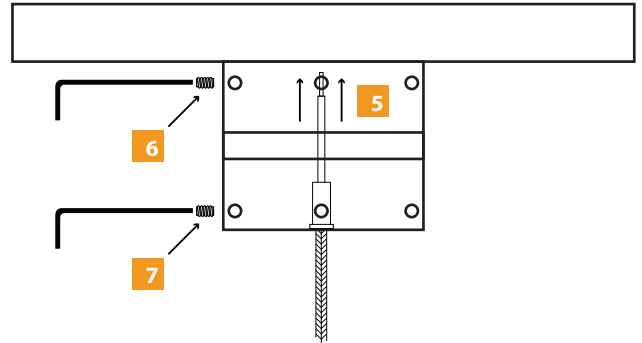
**3** Slide slotted flared end Strain Relief down coaxial cable.



**4** Slide slotted flared end Strain Relief into corresponding hole with slot oriented 90° away from set screw.



**5** Push Coaxial cable all the way down until it stops.



**6** Once the Coaxial cable stops, tighten set screw snugly.

**7** Make sure outer braided coaxial is inserted all the way into the flared strain relief then tighten set screw on flared strain relief

**8** Repeat these steps for all 7 pendants.

**9** To achieve this look install Ring included as shown.

